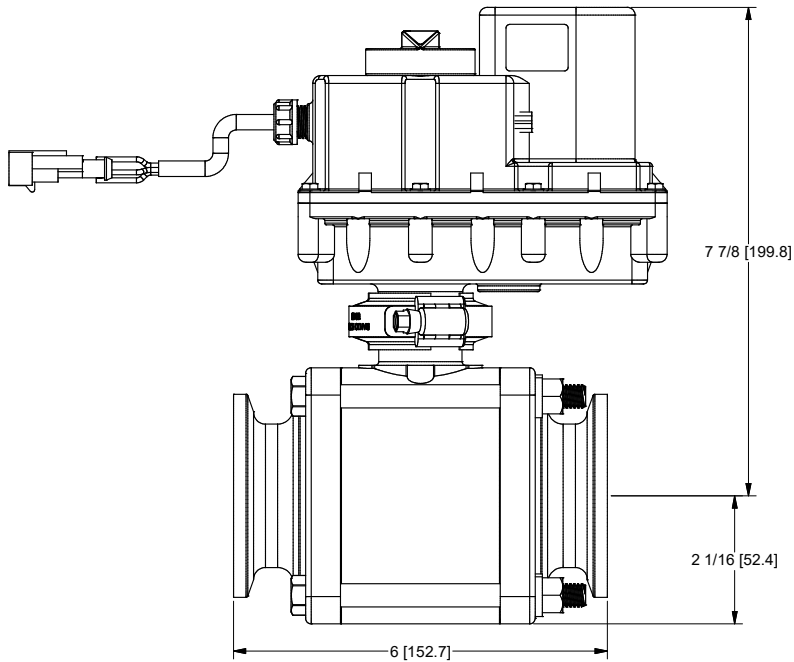
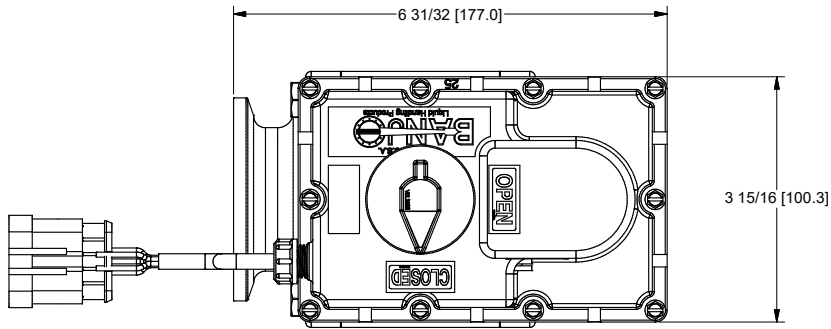


NOTE:

VALVE SHOWN IN CLOSE POSITION.
VALVE MUST SHIP IN OPEN POSITION.



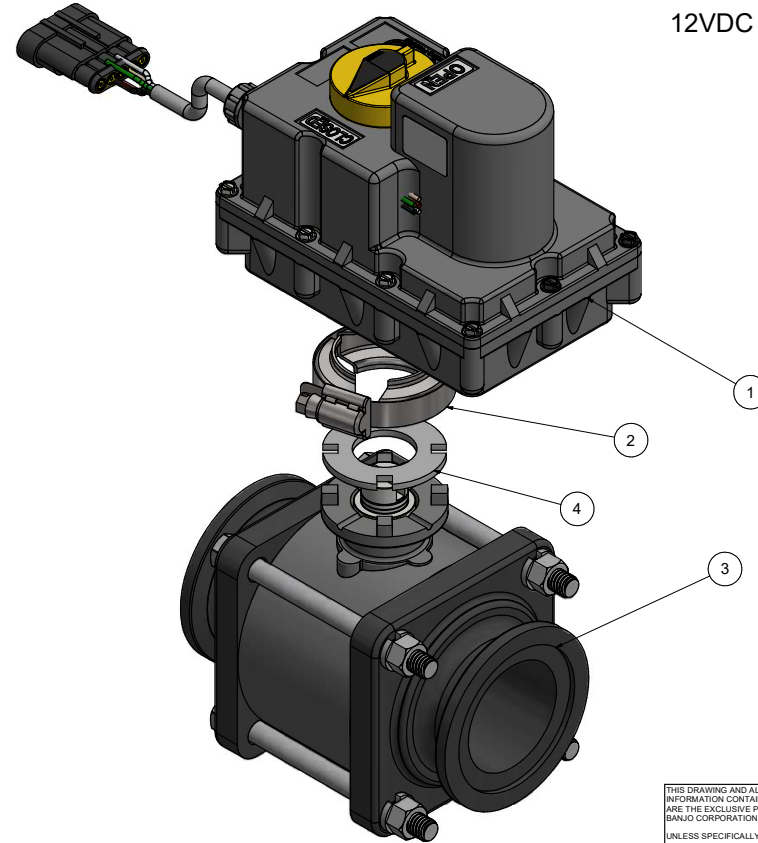
Pin Outs / Wiring:

- Pin 1 = Red = Red Motor Terminal
- Pin 2 = Black = Black motor terminal
- Pin 3 = White = Supply + for position contacts
- Pin 4 = Brown = Close position feedback
- Pin 5 = Green = Open position feedback
- Cable length = 8" (200 mm) outside housing

Note:

12VDC

Parts List			
ITEM	QTY	PART NUMBER	DESCRIPTION
1	1	EV4309	1 1/4 Sec. 5 Wire, EV Actuator Assy
2	1	FC100	1" HI TORQUE CLAMP
3	1	MEV220XR1	2" FP Manifold Valve Only
4	1	MVE004	MVE Mounting Breather



THIS DRAWING AND ALL INFORMATION CONTAINED THEREON ARE THE EXCLUSIVE PROPERTY OF BANJO CORPORATION. UNLESS SPECIFICALLY NOTED, THIS DRAWING AND ITEMS SHOWN ON THIS DRAWING ARE SUBJECT TO CHANGE AT ANY TIME.

BANJO CORPORATION
 150 BANJO DRIVE, CRAWFORDSVILLE, IN 47933
 WEB SITE: WWW.BANJOCORP.COM
 E-MAIL: BANJOSALES@IDEXCORP.COM
 DESCRIPTION: Electric Valve, 12VDC, 1 1/2 sec per 1/4 turn, 5 wire, open/Close
 PART NUMBER: EV4309
 MEV220CF9